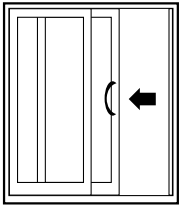
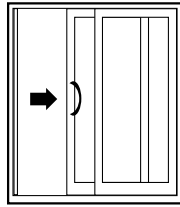


Specifications

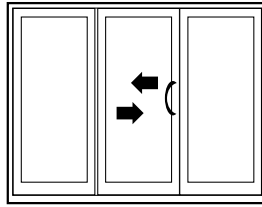
Dimensions Door/Panel Configurations and Finished Sizes (Exterior view)



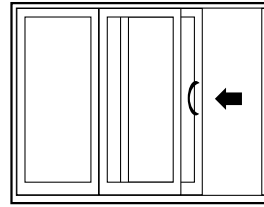
OX-Slide left



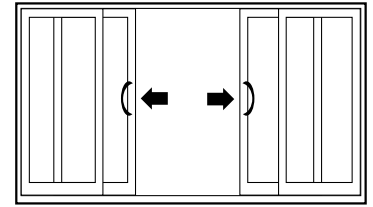
XO-Slide Right



OXO-Slide R to L or
OZO-Slide L to R



XOO-Slide R or OOX Slide L



OXXO-Slide R and Slide L from Centre

2 Panels

59¹/₂ W x 79¹/₂ H
 71¹/₂ W x 79¹/₂ H
 95¹/₂ W x 79¹/₂ H
 59¹/₂ W x 81¹/₂ H
 71¹/₂ W x 81¹/₂ H
 95¹/₂ W x 81¹/₂ H
 59¹/₂ W x 95¹/₂ H
 71¹/₂ W x 95¹/₂ H
 95¹/₂ W x 95¹/₂ H

3 Panels

89¹/₄ W x 79¹/₂ H
 107¹/₄ W x 79¹/₂ H
 143¹/₄ W x 79¹/₂ H
 89¹/₄ W x 81¹/₂ H
 107¹/₄ W x 81¹/₂ H
 143¹/₄ W x 81¹/₂ H
 89¹/₄ W x 95¹/₂ H
 107¹/₄ W x 95¹/₂ H
 143¹/₄ W x 95¹/₂ H

4 Panels

116³/₄ W x 79¹/₂ H
 140³/₄ W x 79¹/₂ H
 188³/₄ W x 79¹/₂ H
 116³/₄ W x 81¹/₂ H
 140³/₄ W x 81¹/₂ H
 188³/₄ W x 81¹/₂ H
 116³/₄ W x 95¹/₂ H
 140³/₄ W x 95¹/₂ H
 188³/₄ W x 95¹/₂ H

Performance Kent Patio Doors meet standards AAMA/WDMA/CSA 101/1.S.2/A440 and CSA A440S1

Configuration	Performance Class and Grade	Air Leakage	Water Penetration Resistance	Design Pressure
OX/XO 70610	LC-PG55	A3-0.2 L/s-m ²	400 Pa (8.4 psf)	±2640 Pa (±55 psf)
OX/XO 8080	LC-PG35	A3-0.2 L/s-m ²	360 Pa (7.5 psf)	±1680 Pa (±35 psf)

Distributed by:



Our products meet the ENERGY STAR® program guidelines to help protect the environment through superior energy efficiency.